


THE STATE OF TRANSITIONS IN NORTH AFRICA

North Africa saw the birth of the Arab uprisings in late 2010. While protestors demanded significant political and economic changes across the region, North African governments adopted different approaches in addressing these demands. All countries of the region were affected by this movement, albeit to varying degrees. This map aims to offer a quick snapshot of where North Africa stands today, not only in terms of political and constitutional changes, but also in other areas like human development in the region.




ALGERIA

- KEY ELECTIONS SINCE 2011**
May 2012: Parliamentary elections
April 2014: Presidential elections
May 2017: Parliamentary elections
April 2019: Presidential elections
- CONSTITUTIONAL CHANGE**
 Constitutional amendment in 2016
- STATE OF FREEDOM REPORT 2018**
2018¹: Not free **2010²:** Not free
- GDP³ ANNUAL GROWTH (%)**
2010: 3.6% **2017:** 1.7%
- WOMEN IN PARLIAMENT⁴**
 25.8% in the National People's Assembly and 7.0% in the Council of the Nation (upper house)
- HUMAN DEVELOPMENT INDEX (HDI) 2017**
 High Human Development



TUNISIA

- KEY ELECTIONS SINCE 2011**
Oct 2011: Elections for the National Constituent Assembly
Oct - Dec 2014: Parliamentary and presidential elections
May 2018: Municipal elections
2019: Legislative and Presidential elections
- CONSTITUTIONAL CHANGE**
 New constitution adopted in 2014
- STATE OF FREEDOM REPORT 2018**
2017¹: Not free **2010²:** Free
- GDP³ ANNUAL GROWTH (%)**
2010: 3.5% **2017:** 2.0%
- WOMEN IN PARLIAMENT⁴**
 31.3% in the Assembly of the Representatives of the People
- HUMAN DEVELOPMENT INDEX (HDI) 2017**
 High Human Development




MOROCCO

- KEY ELECTIONS SINCE 2011**
Nov 2011: Parliamentary elections
Sept 2015: Local elections
Oct 2016: Parliamentary elections
- CONSTITUTIONAL CHANGE**
 Constitutional amendment and referendum 2011
- STATE OF FREEDOM REPORT 2018**
2018¹: Partly free **2010²:** Partly free
- GDP³ ANNUAL GROWTH (%)**
2010: 3.8% **2017:** 4.1%
- WOMEN IN PARLIAMENT⁴**
 20.5% in the House of Representatives and 11.7% in the House of Councillors (upper house)
- HUMAN DEVELOPMENT INDEX (HDI) 2017**
 Medium Human Development



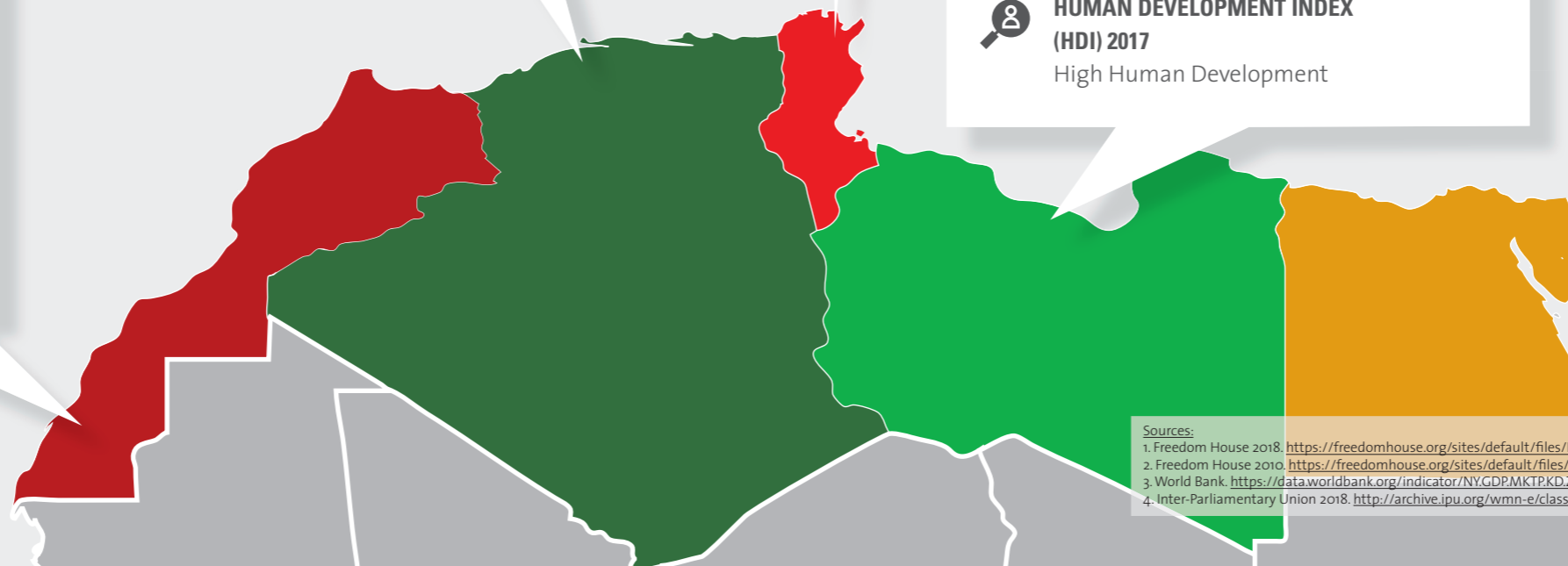
LIBYA

- KEY ELECTIONS SINCE 2011**
July 2012: Elections for the General National Congress
June 2014: Parliamentary elections
2019: Parliamentary and presidential elections(?)
- CONSTITUTIONAL CHANGE**
 Pending approval of the draft constitution presented to House of Representatives (HoR) in July 2017
- STATE OF FREEDOM REPORT 2018**
2018¹: Not free **2010²:** Not free
- GDP³ ANNUAL GROWTH (%)**
2010: 5.0% **2017:** 26.7%
- WOMEN IN PARLIAMENT⁴**
 16% in the House of representatives
- HUMAN DEVELOPMENT INDEX (HDI) 2017**
 High Human Development



EGYPT

- KEY ELECTIONS SINCE 2011**
Nov 2011 - Jan 2012: Parliamentary elections
June 2012: Presidential elections
July 2013: Military overthrow of Morsi
May 2014: Presidential elections
Oct 2015: Parliamentary elections
March 2018: Presidential elections
- CONSTITUTIONAL CHANGE**
 New constitution of 2012
July 2013: Military suspends Constitution of 2012
2014: Referendum on constitutional amendments to the suspended constitution of 2012
- STATE OF FREEDOM REPORT 2018**
2018¹: Not free **2010²:** Not free
- GDP³ ANNUAL GROWTH (%)**
2010: 5.1% **2017:** 4.2%
- WOMEN IN PARLIAMENT⁴**
 14.9% in the House of representatives
- HUMAN DEVELOPMENT INDEX (HDI) 2017**
 Medium Human Development



Sources:
 1. Freedom House 2018. https://freedomhouse.org/sites/default/files/FH_FITW_Report_2018_Final_SinglePage.pdf
 2. Freedom House 2010. https://freedomhouse.org/sites/default/files/inline_images/2010.pdf
 3. World Bank. https://data.worldbank.org/indicator/NY.GDP.MKTP.KD.ZG?end=2017&locations=TN-MA-DZ-EG-LY&name_desc=false&start=2010
 4. Inter-Parliamentary Union 2018. <http://archive.ipu.org/wmn-e/classif.htm>