

Yet there are some positive trends and opportunities for change: in 2015, **70% of African citizens** lived in countries that have shown **improvement in overall governance** over the last 10 years.



Source: Ibrahim Index of African Governance

over **201 million** people



The number of people **in need of international humanitarian assistance** globally in 2017.

Source: Development Initiatives



Only **2%** of the world's population lives in a country where civic space is fully open. By contrast, almost **1/10 people** live in a country with a closed civic space.

Source: CIVICUS monitor

FUNDING ENVIRONMENT

Aid trends

Measured in real terms, Official Development Assistance (ODA) has **doubled since 2000** (boosted in recent years by aid spent on refugees in donor countries).**

Source: OECD




2017

Foreign aid from official donors (0.31% of their combined GNI)

**Correcting for inflation and currency fluctuations

Humanitarian spending internationally

Source: Development Initiatives




80% of all humanitarian needs are driven by conflict

Source: World Bank

Funding for peacebuilding


The amount spent on conflict, peace and security by official donors

2012



Of which \$1.4 billion (51%) went to peacebuilding

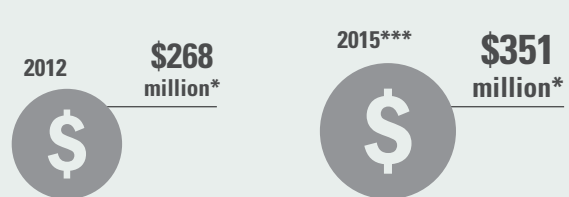
2016



(2% of total aid) of which \$1.9 billion (55%) went to peacebuilding

Source: OECD Creditor Reporting System codes 152 and 15220, Gross disbursements, 2016 constant prices

The amount spent for overall peace and security grantmaking by private foundations



Of which \$10 million (4%) went to peacebuilding

(1% of total foundation giving) of which \$21 million (6%) went to peacebuilding

***latest updated data
Source: Peace and Security Funding Index